

Prescott Valley Utilities Department - Monthly Report
April 2015

Prescott Valley Water System

	Apr '14	Apr '15	% Change (Month)	YTD FY 13-14	YTD FY 14-15	% Change (Fiscal Year)
# of active customers (<i>not cumulative</i>)	19,136	19,442	1.6%	N/A	N/A	1.6%
# of customers connected	360	425	18.1%	3,366	3,732	10.9%
# of customers disconnected	139	155	11.5%	1,364	1333	-2.3%
Million Gallons Produced	141.50	147.84	4.5%	1,188.30	1304.124	9.7%

Budgetary Goals & Objectives (PV Water System):	Apr '14	Apr '15	% Change (Month)	YTD FY 14-15	Proposed FY 14-15	% Completed vs. Proposed
Work Orders Completed	996	1,415	42.1%	11,174	20,000	56%
				YTD	PROPOSED	
Operating Costs (excluding electricity) per million gallons	\$2,231	\$554	-75.2%	\$2,457	\$2,351	104%
Power Cost per Million Gallons	\$512	\$486	-5.1%	\$585	\$644	91%
Total Operating Costs per Million Gallons	\$2,743	\$1,041	-62.1%	\$3,041	\$2,995	102%

The mission of the Town of Prescott Valley is to inspire and sustain a dynamic, innovative, and prosperous community through the combined talents of our citizenry.

Prescott Valley Utilities Department - Monthly Report

April 2015

Wastewater

Program	Apr '14	Apr '15	% Change (Month)	YTD FY 13-14	YTD FY 14-15	% Change (Fiscal Year)
Million Gallons to In-Stream Project - Agua Fria	36.9	39.4	6.9%	305.5	535.0	75.1%
Million Gallons to No. Plains Recharge	25.5	23.4	-8.5%	314.7	168.9	-46.3%

Budgetary Goals & Objectives (Wastewater & Effluent):	Apr '14	Apr '15	% Change (Month)	YTD FY 14-15	Proposed FY 14-15	% Completed vs. Proposed
Miles of Line Cleaned	11.67	6.68	-42.8%	69.15	120	58%
Tons of Solids Removed	477	529	11.0%	4646.56	5,000	93%
Million Gallons Treated	76.21	77.418	1.6%	775.61	894	87%
Number of Callouts	2	4	100.0%	44	71	62%
Average Daily Flow in Millions of Gallons				2.55	2.45	104%
				YTD	PROPOSED	
Operating Costs (excluding electricity) per Million Gallons Treated	\$2,042	\$604	-70.4%	\$2,244	\$2,400.00	93%
Power Cost per Million Gallons Treated	\$518	\$541	4.4%	\$575	\$600.00	96%
Total Operating Costs per Million Gallons Treated	\$2,560	\$1,145	-55.3%	\$2,819	\$3,000.00	94%

Reclaimed Water

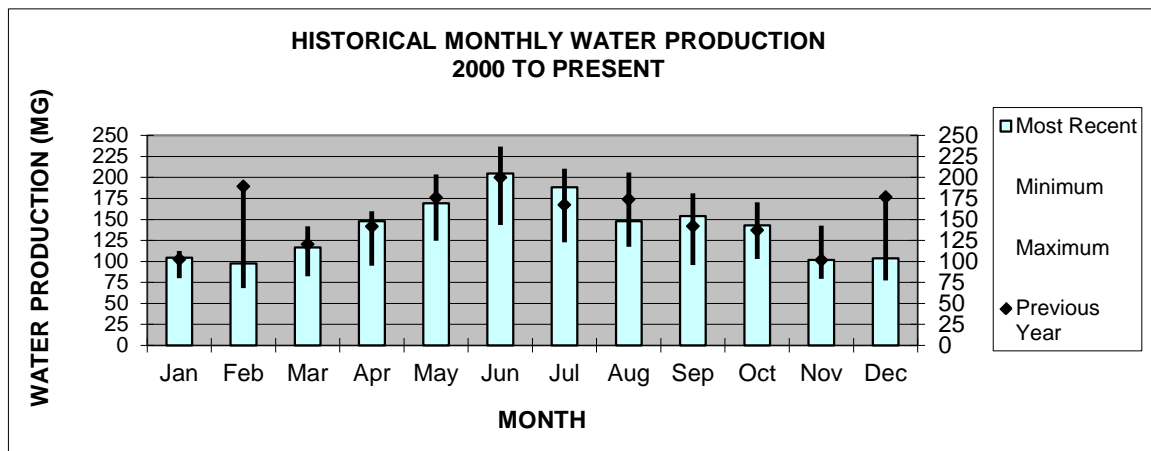
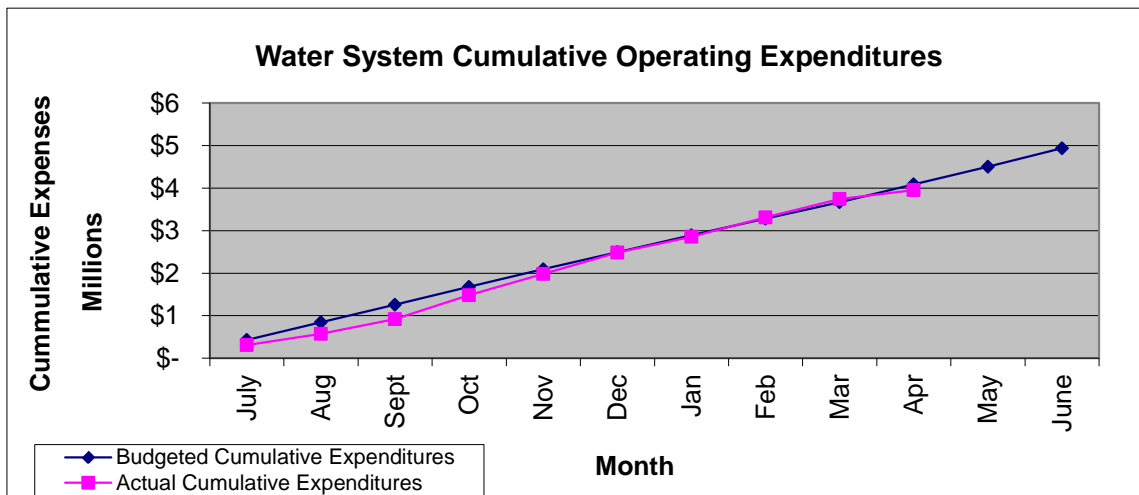
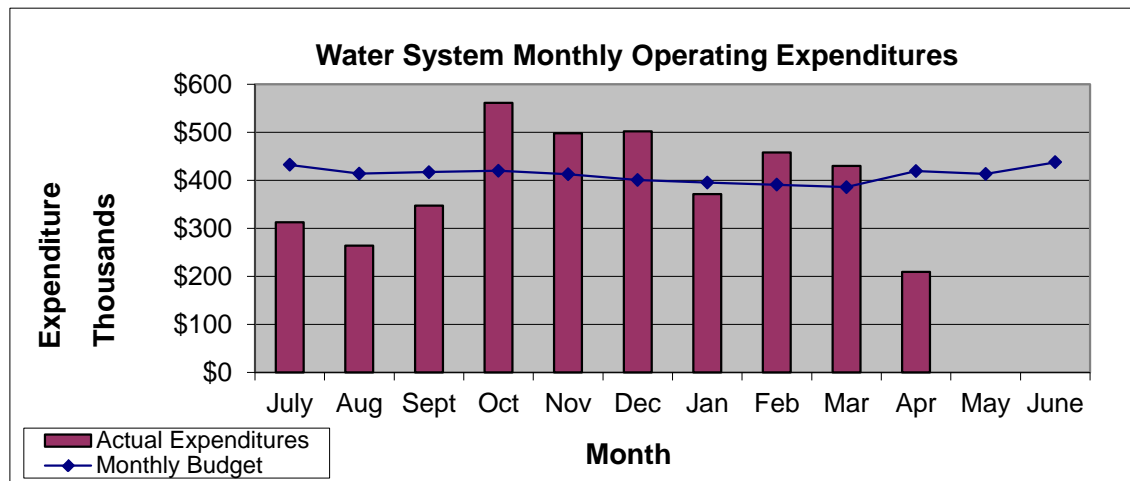
Program	Apr '14	Apr '15	% Change (Month)	YTD FY 14-15	Proposed FY 14-15	% Completed vs Proposed
Million Gallons Pumped to MVP Lakes - Re-use	5.5	7.4	36.4%	29.7	120	24.8%
Million Gallons Pumped to Stoneridge for Re-use	8.3	7.2	-13.6%	42.7	95	45.0%
				YTD	PROPOSED	
Cost per Million Gallons Produced	\$3,018	\$1,364	-54.8%	\$5,270	\$2,500	210.8%

The mission of the Town of Prescott Valley is to inspire and sustain a dynamic, innovative, and prosperous community through the combined talents of our citizenry.

Prescott Valley Utilities Department - Monthly Report

April 2015

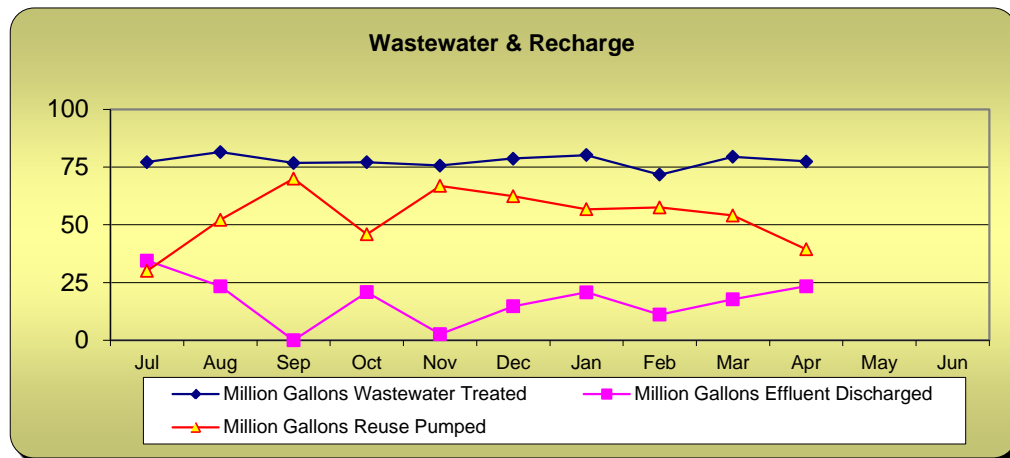
Charts & Trends:



The mission of the Town of Prescott Valley is to inspire and sustain a dynamic, innovative, and prosperous community through the combined talents of our citizenry.

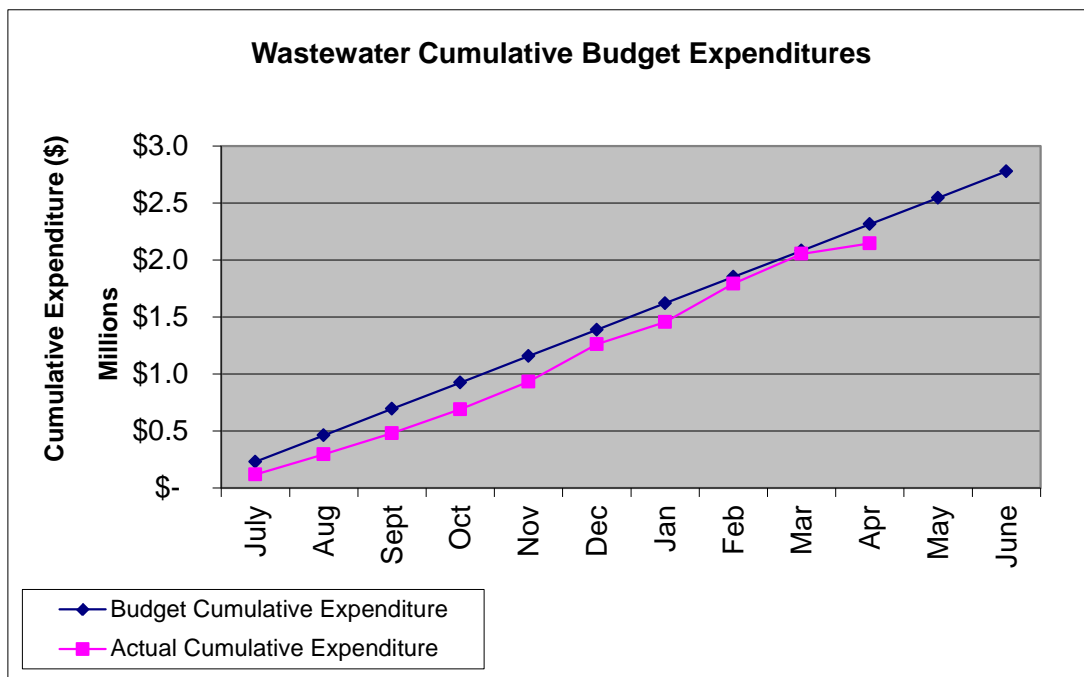
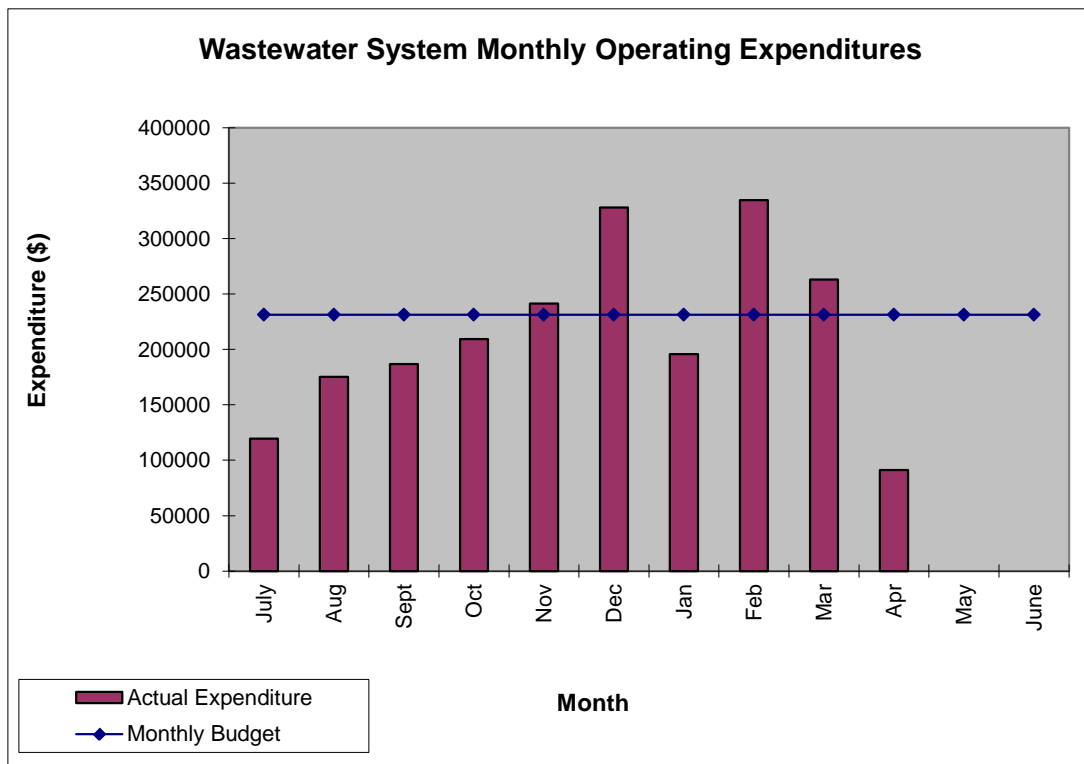
Prescott Valley Utilities Department - Monthly Report
April 2015

	Million Gallons Water Produced	Million Gallons Wastewater Treated	Tons of Solid Removed	Million Gallons Effluent Discharged	Million Gallons Reuse Pumped
Jul	188.21	77.16	335.5	34.46	30.05
Aug	148.015	81.5	370.02	23.375	52.12
Sep	153.949	76.786	509.38	0	69.96
Oct	143.08	77.079	431.43	20.793	45.936
Nov	101.69	75.643	328.64	2.62	66.86
Dec	102.56	78.66	516.63	14.715	62.371
Jan	104.47	80.184	557.72	20.738	56.731
Feb	97.62	71.7	479.1	11.109	57.568
Mar	116.69	79.48	588.67	17.733	54.024
Apr	147.84	77.418	529.47	23.357	39.422
May					
Jun					



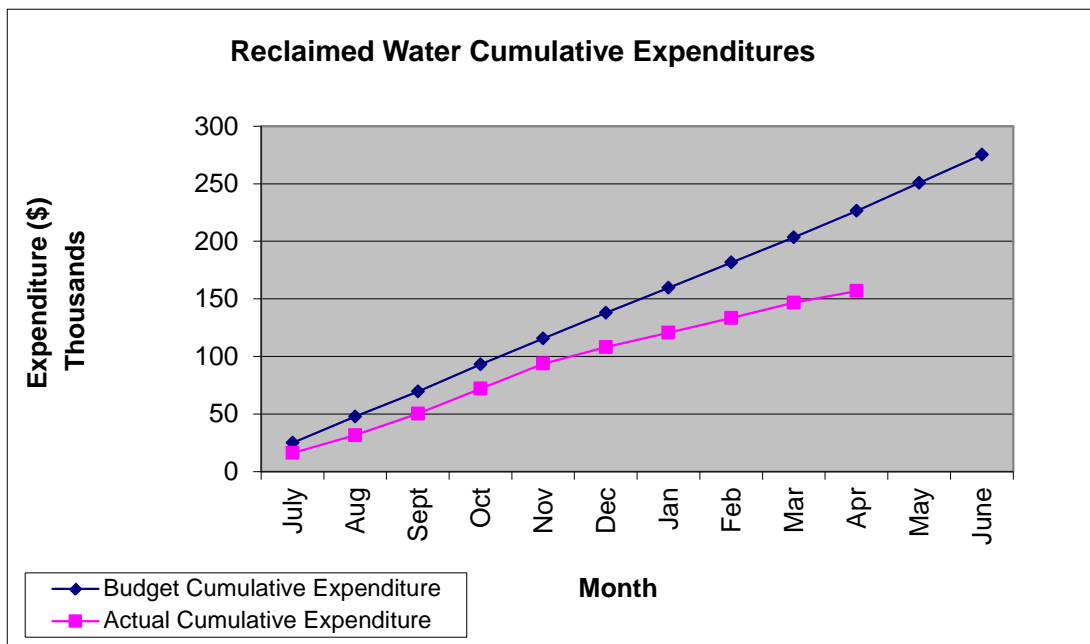
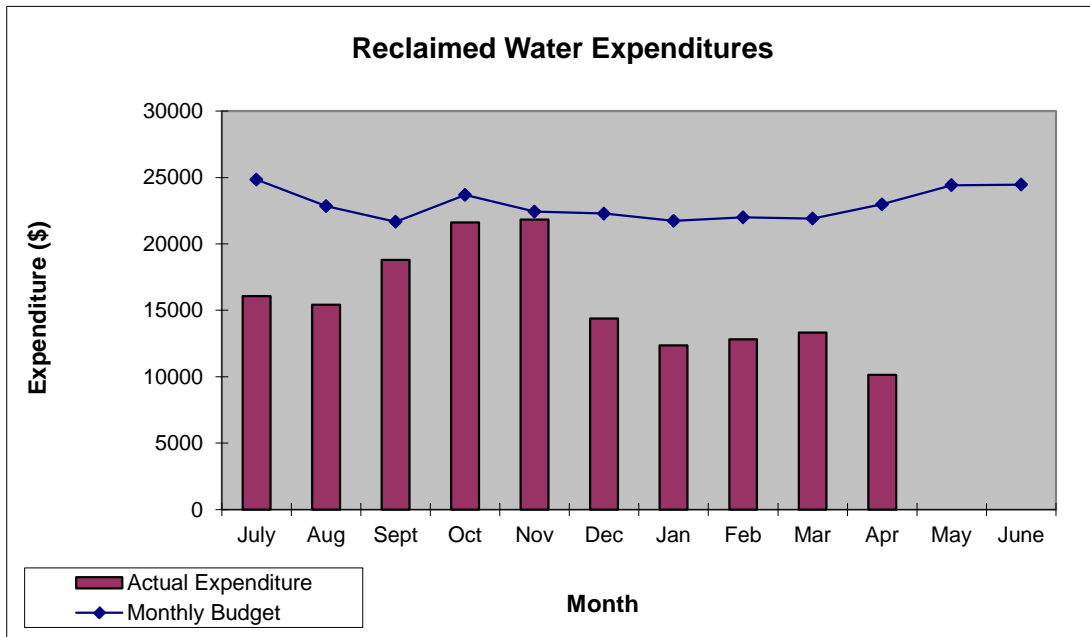
The mission of the Town of Prescott Valley is to inspire and sustain a dynamic, innovative, and prosperous community through the combined talents of our citizenry.

Prescott Valley Utilities Department - Monthly Report
April 2015



The mission of the Town of Prescott Valley is to inspire and sustain a dynamic, innovative, and prosperous community through the combined talents of our citizenry.

Prescott Valley Utilities Department - Monthly Report
April 2015



The mission of the Town of Prescott Valley is to inspire and sustain a dynamic, innovative, and prosperous community through the combined talents of our citizenry.